
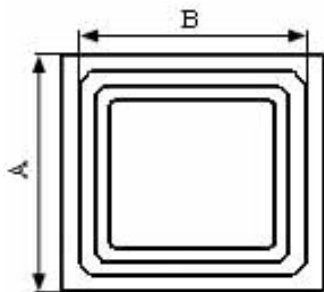
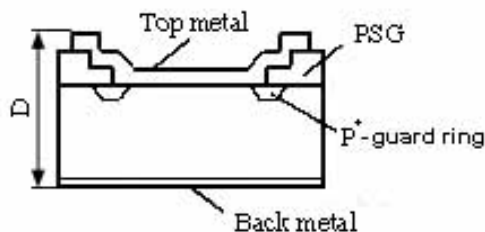


		1A/60V. Die Size-39mil.		
				
Electrical Characteristics	Symbol	Unit	Spec. limit	Die Sort
Breakdown Voltage @ $I_R=10\text{mA}$	V_{BR}	V	60	65
Average Rectified Forward Current	$I_{F(AV)}$	A	1,0	-
DC Forward Voltage @ 25°C , $I_F=1,0\text{A}$	V_F	V	0,72	0,70
Maximum Reverse Current @ 25°C , $V_R=60\text{V}$ @ 125°C , $V_R=60\text{V}$	I_R	mA	0,010 10,0	0,008 8,0
Peak Forward Surge Current 8,3ms single half sine-wave superimposed on rated load (JEDEC METHOD)	I_{FSM}	A	40	-
Peak Repetitive Reverse Surge Current @ $2,0\mu\text{s}$, $f=1\text{kHz}$., $T_J<175^\circ\text{C}$.	I_{RRM}	A	1,5	
Electrostatic Discharge Voltage. JEDEC Method. ESD HBM. Contact.	ESD	kV	± 8 (contact)	
Voltage Rate of Change	dV/dt	$\text{V}/\mu\text{S}$	10.000	
Operating Junction Temperature	T_J	$^\circ\text{C}$	175	



DIM	ITEM	μm
A_x A_y	Wafer Form Die Size	1000 1000
B_x B_y	Top Metal Size	860 860
D	Thickness	300max.
Scribe line Width		80



Top metal:
 a) **Al-Ni-Ag** –for Soldering;
 b) **Al** –for Wire Bonding.
 Backside metal: **Ti-Ni-Ag**.