
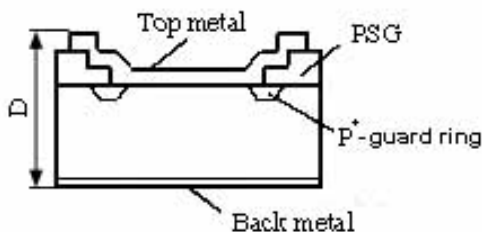
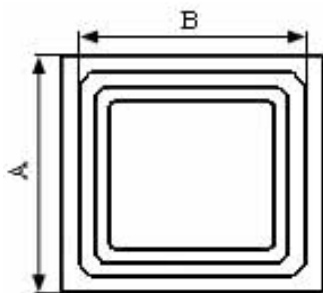


SCHOTTKY DIODES KDN-01040.



Rev.1. Feb. 2010

 VSP-MIKRON		1A/40V. Die Size-32mil.		
Electrical Characteristics	Symbol	Unit	Spec. limit	Die Sort
Breakdown Voltage @ $I_R=10mA$	V_{BR}	V	40	45
Average Rectified Forward Current	$I_{F(AV)}$	A	1,0	-
DC Forward Voltage @ 25°C, $I_F=1,0A$	V_F	V	0,55	0,53
Maximum Reverse Current @ 25°C, $V_R=45V$ 25°C, $V_R=40V$ 125°C, $V_R=40V$	I_R	mA	- 0,060 10,0	0,060 0,040 9,0
Peak Forward Surge Current 8,3ms single half sine-wave superimposed on rated load (JEDEC METHOD)	I_{FSM}	A	20	-
Peak Repetitive Reverse Surge Current @2,0µs, f=1kHz., $T_J<150°C$.	I_{RRM}	A	1,0	
Electrostatic Discharge Voltage. JEDEC Method. ESD HBM. Contact.	ESD	kV	±8 (contact)	
Voltage Rate of Change	dV/dt	V/µS	10.000	
Operating Junction Temperature	T_J	°C	150	



DIM	ITEM	µm
A_x A_y	Wafer Form Die Size	810 810
B_x B_y	Top Metal Size	670 670
D	Thickness	300max.
Scribe line Width		80

Top metal: a) **Al** – for Wire Bonding;
 b) **Al-Ni-Ag** – for Soldering.
 Backside metal: **Ti-Ni-Ag**.