
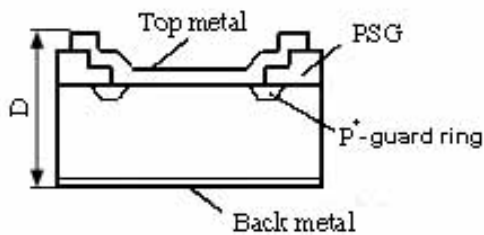
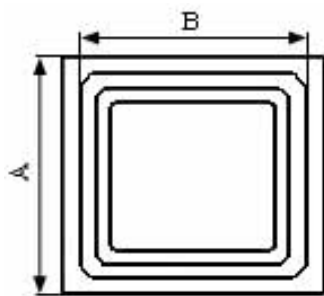


**SCHOTTKY DIODES KDN-03020A.**  
**PRELIMINARY**



Rev.1. Feb. 2010

 <b>VSP-MIKRON</b>	<b>3A/20V. Die Size-60mil.</b>			
<b>Electrical Characteristics</b>	<b>Symbol</b>	<b>Unit</b>	<b>Spec. limit</b>	<b>Die Sort</b>
Breakdown Voltage @ $I_R=10mA$	$V_{BR}$	V	20	25
Average Rectified Forward Current	$I_{F(AV)}$	A	3,0	-
DC Forward Voltage @ 25°C, $I_F=3,0A$	$V_F$	V	0,45	0,43
Maximum Reverse Current @ 25°C, $V_R=25V$ 25°C, $V_R=20V$ 125°C, $V_R=20V$	$I_R$	mA	- 0,100 40,0	0,100 0,060 38,0
Peak Forward Surge Current 8,3ms single half sine-wave superimposed on rated load (JEDEC METHOD)	$I_{FSM}$	A	90	-
Peak Repetitive Reverse Surge Current @2,0µs, f=1kHz., $T_J<150^\circ C$ .	$I_{RRM}$	A	2,5	
Electrostatic Discharge Voltage. JEDEC Method. ESD HBM. Contact.	ESD	kV	±8 (contact)	
Voltage Rate of Change	dV/dt	V/µS	10.000	
Operating Junction Temperature	$T_J$	°C	150	



<b>DIM</b>	<b>ITEM</b>	<b>µm</b>
$A_x$ $A_y$	Wafer Form Die Size	1520 1520
$B_x$ $B_y$	Top Metal Size	1380 1380
D	Thickness	300max.
Scribe line Width		80

*Top metal:* a) **Al** – for Wire Bonding;  
b) **Al-Ni-Ag**; - for Soldering.  
*Backside metal:* **Ti-Ni-Ag**.